



easterngaragedoors[®]

Your Garage Door Specialists

Service, Repair, Sales and Installation of Garage Doors, Gates and Remotes.

 (03) 9812 3062

 www.easterngaragedoors.com.au

designed to *glide*™

Essentials Series - Roller Doors



GLIDEROL®
garage doors



Peace of mind.
Peace and **quiet.**

Gliderol Garage Doors
to suit **every home.**



Gliderol Essentials Series

Designed to suit both modern and traditional homes, the Essentials Series offers a wide selection of classic Gliderol Roller Door to choose from. At Gliderol, we have been providing our valued customers with state of the art garage doors for 40 years. So you can be confident that when you purchase a Gliderol garage door, we care about the quality of our products just as much as you do.

Choosing your Roller Door is easy!

1. Pick your door style

Gliderol's Essential Series comprises of Roller Door options available in both single and double door sizes.

2. Select your colour

With a range of Colorbond® colours to choose from, you are guaranteed to find a colour that complements your home.

3. Contact Us

Contact Eastern Garage Doors to organise your free measure & quote and then let us take care of the rest!

Why would you choose a Roller Garage Door?

- A Roller Door is the most affordable type of garage door
- Can be made to suit most garage door openings
- Reduced noise and friction during operation resulting in lower maintenance
- Made from durable Colorbond® steel



Choosing the right door colour is easy...

Colour options available

				
Surfmist*	Shale Grey*	Classic Cream*	Paperbark*	Evening Haze*
				
Cove*	Dune*	Windspray*	Gully*	Jasper*
				
Wallaby*	Basalt*	Pale Eucalypt*	Mangrove*	Terrain*
				
Manor Red*	Cottage Green*	Woodland Grey*	Deep Ocean*	Ironstone*
			 <p>The registered trademarks represent actual product colours as accurately as possible. However, we recommend checking your chosen colour against an actual sample of the product before purchasing as varying light conditions and limitations of the printing process may affect colour tones. COLORBOND®, BlueScope and colour names are registered trademarks of BlueScope Steel Limited. ® colour names are trademarks of BlueScope Steel Limited. COLORBOND®, BlueScope and ® colour names are registered trademarks and ® colour names are trademarks of BlueScope Steel Limited.</p>	
Monument*	Night Sky*	Zincalume* <small>(only available for Roller Doors)</small>		



THE PR1ME COLLECTION

RESIDENTIAL ROLLER DOOR



*Enhance
your home*



taureands.com.au

THE PR1ME COLLECTION When adding a Taurean® Pr1me Roller door to your home, you're getting a stylish addition which is strong, safe and reliable.

Whether you have a single or a double car garage, Taurean's Pr1me range is ready to enhance your home.



STYLE

Pr1me roller doors feature rounded panels of high quality steel finished in COLORBOND® steel in a wide range of classic and contemporary colours, with sizes up to 3100mm high and 5400mm wide.



STRENGTH

High quality spring system and strong curtain due to roll forming process ensures peace of mind and a smooth, quiet operation.



SAFETY

Multiple safety features include track stops which ensure the door remains in the tracks even with rough treatment, an easy to use hand operated chain winder on manual doors and no sharp edges thanks to patented TauraEdge® safety guides.



BALANCE

Beautifully balanced springing ensures the door runs smoothly every time, maximising its performance to 25,000 cycles – a lifetime of home use.



At Taurean® Door Systems we've designed and manufactured an exceptional range of strong and stylish doors and shutters and have the track record to prove it.

As a wholly owned subsidiary of Stramit, we draw on more than 30 years of industry experience to create high quality, Australian made doors for domestic and commercial garages, sheds and storage facilities.

Long life

Galvanised brackets, tracks and other components protect against corrosion ensuring a long life for your Pr1me doors. The springing system is designed for more than 25,000 cycles which maximises the performance of the door over its lifetime.



Taurean® Pr1me No.1 for springing means optimum life

Operation

Nylon braided edging, the moulded nylon drum wheels and the nylon bottom rail plug provide a beautifully smooth and quiet door during operation.

Weather protection

Flexible sealing strip along the bottom rail prevents entry of dust and leaves.

Reverse roller doors

Reverse roll roller doors are available when your project calls for it, refer to the website for details.

Automation

Taurean supplies and recommends the Merlin and Grifco ranges of door openers. These door opener products offer security and peace of mind, and paired with their myQ smart home technology deliver powerful automation options.



Merlin® myQ Technology

Pr1me Collection features & benefits

- **New design** - Rounded panel with stylish appeal
- **Colours** - COLORBOND® steel
- **Glass-filled nylon drum wheels** - Quiet operation
- **Nylon braid edging** - Smooth operation of door in tracks
- **Nylon bottom rail plug** - Smooth operation of door in tracks
- **Flexible sealing strip** - Helps prevent dust and leaves entering the garage
- **Galvanised tracks** - Galvanising ensures long life by minimising corrosion
- **Galvanised brackets** - Galvanising helps minimise corrosion ensuring long life
- **Track stops** - Assists keeping the door in the tracks
- **Reverse roll** - External installation when no inside headroom available
- **Spring system** - 25,000+ cycles
- **12 month warranty**



Patent No. 2015101228

THE SAFEST OPERATING GUIDES. EXCLUSIVE TO TAUREAN DOOR SYSTEMS.

TauraEdge® safety guides are designed with a rolled edge that runs the length of the track. This makes it so safe it's almost impossible to cut yourself on it.

Warranty

A 12 month warranty on steel cracking, lock seam failure of the door curtain and all other items of the door. Excluded from the warranty is salt corrosion or any damage to the door curtain because of any environmental conditions or issues. For more details please refer to the Taurean® Door Systems website taureands.com.au.



Taurean® Door Systems Unit 3/1464 Ferntree Gully Road, Knoxfield, Victoria 3180
P: 1800 778 658 • E: customerservice@taureands.com.au • W: taureands.com.au



designed to *glide*™

Essentials Series- Sectional Door



GLIDEROL®
garage doors



Peace of mind.
Peace and **quiet.**

Gliderol Garage Doors to suit **every home.**

Gliderol Essentials Series

Designed to suit both modern and traditional homes, the Essentials Series offers a wide selection of classic Gliderol Roller Door and contemporary Safe•T•Glide doors to choose from.

At Gliderol, we have been providing our valued customers with state of the art garage doors for 40 years. So you can be confident that when you purchase a Gliderol garage door, we care about the quality of our products just as much as you do.

1.Pick your door style

Gliderol's Essential Series comprises of Roller Door options available in both single and double door sizes.

2.Select your colour

With a range of Colorbond® colours to choose from, you are guaranteed to find a colour that complements your home.

3.Contact Us

Contact Eastern Garage Doors to organise your free measure & quote and then let us take care of the rest!

Why would you choose a Sectional Garage Door?

- Suits all styles of homes
- Available in a range of colours and finishes
- Sectional Doors are an increasingly popular garage door choice
- A lightweight stylish garage door option
- Four Sectional Door styles to choose from
- Window panels are available to let light into the garage



Choosing the right door colour is easy...

Colour options available

				
Surfmist*	Shale Grey*	Classic Cream*	Paperbark*	Evening Haze*
				
C ove*	Dune*	Windspray*	Gully*	Jasper*
				
Wallaby*	Basalt*	Pale Eucalypt*	Mangrove*	Terrain*
				
Manor Red*	Cottage Green*	Woodland Grey*	Deep Ocean*	Ironstone*
			 <p>The COLORBOND® steel colours shown here have been reproduced to represent actual product colours as accurately as possible. However, we recommend checking your chosen colour against an actual sample of the product before purchasing as varying light conditions and limitations of the printing process may affect colour tones. COLORBOND®, BlueScope and colour names are registered trade marks of BlueScope Steel Limited. * colour names are trademarks of BlueScope Steel Limited. COLORBOND®, BlueScope and ® colour names are registered trade marks and ® colour names are trade marks of BlueScope Steel Limited.</p>	
Monument*	Night Sky*	Zincalume® <small>(only available for Roller Doors)</small>		



Essentials Series

GLIDEROL[®]
garage doors

Gliderol Safe•T•Glide[®]

Sectional Overhead Garage Door

Safe•T•Glide is Gliderol's revolutionary alternative to the traditional garage door.

Gliderol's Safe•T•Glide doors With a choice of four use modern design concepts designs, Oxford, Madison, to provide new levels of Tuscan and Hampton, the performance and style. Safe•T•Glide's Colorbond[®] finish will enhance your home's Featuring a raised panel design, street appeal. The Safe•T•Glide the Safe•T•Glide comprises a is Australian designed and number of hinged rigid sections manufactured specifically for which slide overhead creating a Australian conditions. lightweight stylish garage door.



Oxford

The Oxford design uses classic Georgian squares to provide a traditional look to any home. Each square is precision pressed in manufacturing for quality and strength. Ideally suited with Gliderol's woodgrain finish, the Oxford design is also available in a smooth finish.



Hampton

The Hampton design elegantly incorporates rectangular embossments for a classic, yet strong style. Available in either woodgrain or smooth finish, the Hampton design suits both modern and more traditional homes.



Madison

The Madison design uses clean, sharp lines and a textured finish to perfectly blend with rendered homes. Available in either woodgrain or smooth finish; the Madison design is the right choice if you are looking for a door to blend with and compliment the façade of your home.



Tuscan

The Tuscan design creates a timber planked style door that is built with low maintenance Colorbond[®] steel. Horizontal "V" grooves create a sleek and contemporary look, providing the perfect design for modern homes.



Please note: Windows are an additional charge, if interested please contact us for pricing.

Window Options

Personalise your Sectional Garage Designed to complement the Door even further by adding Oxford and Hampton door styles, practical lighting solutions to your windows are available in both garage space. Windows are a single and double door widths, stylish option to add to Traditionally supplied in standard the top panel of your doors and clear acrylic, there is also an allow natural light to filter into your optional upgrade to bronze garage tinting available.

Oxford Window Range

County Single



Cascade Single



*Sunset Single (Vic Only)



*Waterton Single (Vic Only)



County Double



Cascade Double



*Horizon Double (Vic Only)



*Waterton Double (Vic Only)



Sunburst Single



Traditional Single



*Canterbury Single (Vic Only)



Sunburst Double



Traditional Double



*Canterbury Double (Vic Only)



Please Note: Windows marked with an asterisk (*) are available in Victoria only.

Hampton Window Range

County Single



Cascade Single



*Sunset Single (Vic Only)



*Waterton Single (Vic Only)



County Double



Cascade Double



*Horizon Double (Vic Only)



*Waterton Double (Vic Only)



Sunburst Single



Traditional Single



*Canterbury Single (Vic Only)



Sunburst Double



Traditional Double



*Canterbury Double (Vic Only)



Please Note: Windows marked with an asterisk (*) are available in Victoria only.

Classic finish



Dover White
Classic finish SA = 0.28



Surfmist®
Classic finish SA = 0.33



Evening Haze®
Classic finish SA = 0.43



Southerly®
Classic finish SA = 0.40



Dune®
Classic finish SA = 0.48



Paperbark®
Classic finish SA = 0.43



Classic Cream
Classic finish SA = 0.33



Shale Grey
Classic finish SA = 0.44



Bluegum®
Classic finish SA = 0.57



Windspray®
Classic finish SA = 0.60



Gully®
Classic finish SA = 0.64



Jasper®
Classic finish SA = 0.67



Wallaby®
Classic finish SA = 0.64




Basalt®
Classic finish SA = 0.67



Woodland Grey®
Classic finish SA = 0.70



Monument®
Classic finish SA = 0.73



Night Sky®
Classic finish SA = 0.95



Ironstone®
Classic finish SA = 0.73



Deep Ocean® Classic
finish SA = 0.74



Cottage Green®
Classic finish SA = 0.73



Pale Eucalypt®
Classic finish SA = 0.60



Manor Red® Classic
finish SA = 0.70

Merlin

POWERED BY myQ

Commander Elite

AUSTRALIA'S FAVOURITE SECTIONAL DOOR OPENER



RESIDENTIAL SECTIONAL & TILT GARAGE DOOR OPENER
MYQ & BATTERY BACKUP CAPABLE

KEY FEATURES

POWERFUL LED LIGHTING

Illuminate your garage corner-to-corner.

MYQ CAPABLE

Opener is myQ capable for sectional doors with an additional purchase of Safety IR Beams & myQ Gateway.1

BATTERY BACKUP COMPATIBLE

Opener is Battery Backup compatible with additional purchase of Battery Backup accessory.2



Compliant to Australian and New Zealand Standard AS/NZS 60335-2-95

SMART



MYQ CAPABLE TECHNOLOGY lets users create schedules, monitor, receive alerts and control the garage door opener away from home.1



SOFT-START AND SOFT-STOP for smooth operation.

QUIET & RELIABLE



7-YEAR WARRANTY



QUIET DC MOTOR eliminates noise and vibrations through the ceiling and provide smooth operation.



BATTERY BACKUP ensures access even when the power is out.2



HEAVY-LIFTING POWER operates doors up to 150 kgs.

SAFE & SECURE



SECURITY+ 2.0 sends a new code with every remote click.



PREMIUM AUTOMATIC SAFETY REVERSE function will allow your garage door to stop and reverse automatically if obstructed going down or stop going up.



TIMER-TO-CLOSE automatically closes the door after a pre-set amount of time.



IMPROVED TRANSMITTER RANGE has up to 18% better range meaning you can start opening your garage door sooner.



AUTOMATIC FORCE SENSING monitors and adjusts the force needed to open your garage with each operation.



MANUAL RELEASE CORD allows you to open your garage door whenever needed.

ACCESSORIES INCLUDED



FOUR BUTTON REMOTE CONTROL S

Premium remotes to control up to 4 garage doors or gates. Each button can be programmed to Security+ and Security+ 2.0 devices.

E970M



FOUR BUTTON WIRELESS WALL MOUNT REMOTE CONTROL

4 button wall remote to control garage doors, gates and myQ Remote LED Light. Easily programmed to Security+ and Security+ 2.0 devices.

E148M

POWERFUL ADD-ONS



MYQ CONNECTIVITY BUNDLE

Add monitoring and control away from home. Includes myQ Gateway and The Protector System™ (Safety IR Beams).

M828AU774



MYQ REMOTE LED LIGHT Ultra-bright LED light designed to illuminate your garage or workspace. Controlled by a garage door opener, remote control or myQ App.

827AU



BATTERY BACKUP

Get in and out when the power's out with Battery Backup.

M-BBU24V



WIRELESS SECURITY KEYPAD

Convenient and safe access to your garage without using a remote control or key.

E840M



FOUR BUTTON CAR VISOR REMOTE CONTROL

Easily attaches to your car visor to control up to 4 garage doors or gates. Can be programmed to Security+ and Security+ 2.0 devices.

E964M

gomerlin.com.au

1Additional purchase of Merlin myQ Gateway and Safety IR Beams accessories required to enable myQ functionality. myQ will only work with Sectional Garage Doors. Visit gomerlin.com.au for further information. 2Additional purchase of Merlin Battery Backup accessory required to enable Battery Backup functionality. Visit gomerlin.com.au for further information. 3Safety IR Beams must be installed to enable the use of Timer-to-Close. See User Guide for additional information. Smartphone not included. 4When compared to other available Merlin products.

Commander Elite

AUSTRALIA'S FAVOURITE SECTIONAL DOOR OPENER
MS105MYQ



RESIDENTIAL SECTIONAL & TILT GARAGE DOOR OPENER
MYQ & BATTERY BACKUP CAPABLE

Works with myQ² smart technology

Additional purchase of
The myQ Connectivity Kit
is required



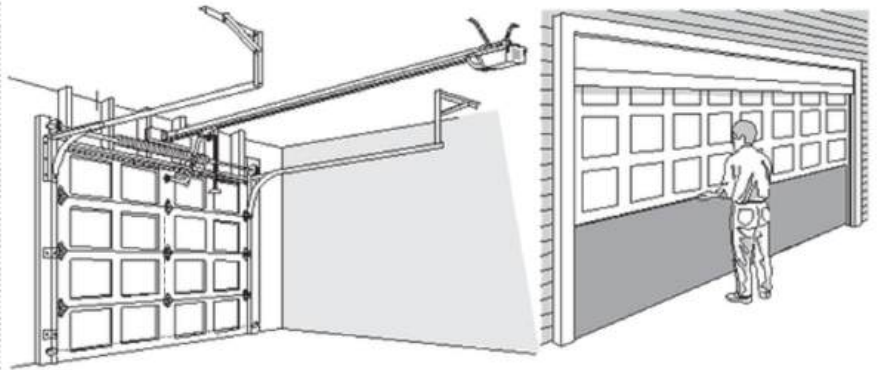
FOR SECTIONAL DOORS

- Set real time notifications to alert you when your garage opens, closes or is left open.
- Monitor and control your garage door from any where.
- Share limited guest access with five people you trust.
- Pre-set scheduling to close your garage door at a certain time.
- Protect your loved ones and belongings with The Protector System™ (Safety IR Beams).
- Peace of mind knowing if your garage door is open or closed anywhere and any time.

APP AVAILABLE ON:



TYPICAL INSTALLATION - SECTIONAL DOORS



- Maximum lifting under spring tensions 20 kg
- Suitable for steel and timber spring balanced doors
- Door height: 3.5m Door width: 5.7m Total door area: 20m² • Single dwelling, max door weight up to 150 kg



SECURITY



SECURITY+ 2.0*

- Encrypted rolling code across multiple frequencies.
- Security+ 2.0* technology virtually eliminates interference.

SMART



RADIO

- Provides 2-way communication from rolling door opener and accessories.
- Receiver with 64 memory registers.

ELECTRICAL



LIGHTING: LED LIGHTING

- LED light turns on with activation.
- Turns off 2.5 minutes after operation.

STANDARD SPECIFICATIONS

- Input voltage: 240V AC
- Rated door areas up to: 20m²
- Max door height: 3.5m
- Max door weight: 150 kg
- Max peak pulling force: 1000N
- Max lift under spring tension: 20 kg •
- Power: 230-240 VAC 50hz 225w
- Radio frequency: 433.30, 433.92, 434.54 MHz with Security+ 2.0 technology
- Minimum headroom required: 30mm
- C-rail with belt drive
- 24C DV motor with thermal overload protection
- Compatible with myQ Technology2
- Lighting: LED Lighting
- Garage Door Opener Capacity of up to 64 memory registers

Merlin



AUSTRALIA

Chamberlain Australia Pty
Ltd PO Box 1446
Lane Cove NSW 1595

gomerlin.com.au
u 1800 638 234

Engineered and designed by The Chamberlain Group, Inc.
©2021 The Chamberlain Group, Inc.™ Trademark of The Chamberlain Group, Inc.
* Registered Trademark of The Chamberlain Group, Inc.

¹Based upon a 2.4m high door. ²This feature requires monitored Safety IR Beams to be fitted. Linking your myQ account to partner may require an additional accessory purchase or subscription fee. Apple, the Apple logo, iPhone, and iPad are trademarks of Apple Inc., registered in the U.S. and other countries and regions. App Store is a service mark of Apple Inc. Google Play and the Google Play logo are trademarks of Google LLC.





The most advanced accessories available.

No power? No problem.

BATTERY BACKUP M-BBU24V



PRICE: **\$149**

*Installation fees may apply



Get in and out when the power is out with Battery Backup†. Keep your opener operating and your garage accessible at all times. Battery Backup powers the garage door opener (and safety features) as if the power was still on.



Open, close, schedule and monitor your door with myQ®

MYQ CONNECTIVITY BUNDLE M828AU774

PRICE: **\$269**

*Installation fees may apply

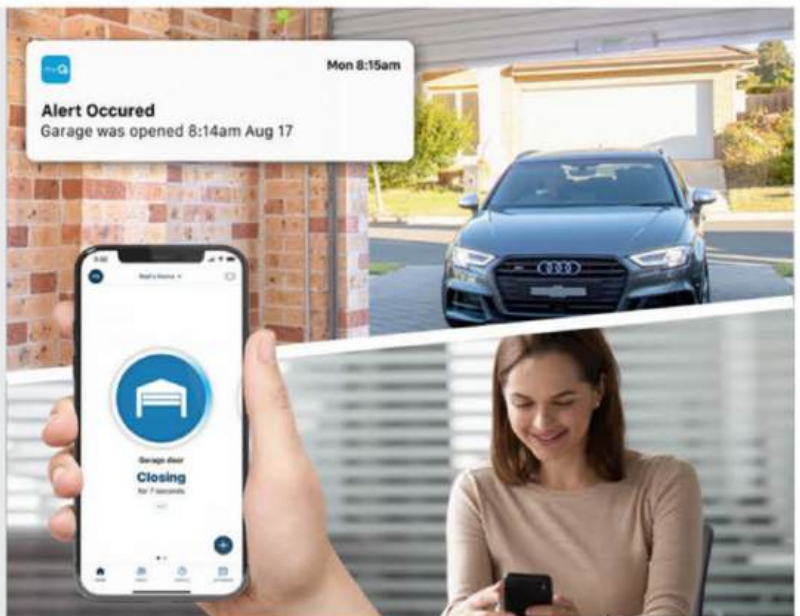


MYQ TECHNOLOGY



THE PROTECTOR SYSTEM™

Your home on command with myQ Connectivity Kit, your smart phone and the myQ App. Stop the door from closing when the installed light beam (Safety IR Beam) is broken. Protecting your loved ones and belongings.



Add extra lighting to your space.

MYQ REMOTE LED LIGHT 827AU

PRICE: **\$90**

*Installation fees may apply



MYQ TECHNOLOGY



MYQ REMOTE LED LIGHT

Ultra-bright LED light designed to illuminate your garage or workspace. Controlled by your Merlin Garage Door opener†, remote control or myQ App†*. Easily attaches to a ceiling or wall. Supplied with 1.8m power lead. Multiple myQ Remote LED Lights can be added to your home.



* Requires a myQ Gateway device and an active myQ account.

† Only available on compatible models. Visit the Merlin website for details.

‡ Battery Backup is compatible with Commander Extreme (MS125MYQ), Commander Elite (MS105MYQ) and SilentDrive Elite (MR855MYQ) models.

**FOUR BUTTON
REMOTE CONTROL**
E970M

PRICE: **\$60**

*Installation fees may apply



**DURABLE
DESIGN**



**AUDIBLE
CLICK**

- Audible click with each button press.
- Compatible with any Merlin garage door opener manufactured after 2009.
- Control up to 4 devices including Garage Door Openers, Gates and Merlin myQ Remote LED Light.



PRICE: **\$60**

*Installation fees may apply

**FOUR BUTTON CAR VISOR
REMOTE CONTROL**
E964M

- Compatible with any Merlin garage door opener manufactured after 2009.
- Control up to 4 devices including Garage Door Openers, Gates and Merlin myQ Remote LED Light.
- Slimline design fits neatly onto your car visor (visor clip included).
- A green LED light flashes when a button is pressed



**DURABLE
DESIGN**



**AUDIBLE
CLICK**



PRICE: **\$60**

*Installation fees may apply

**FOUR BUTTON WIRELESS WALL
MOUNT REMOTE CONTROL**
E148M

- Compatible with any Merlin garage door opener manufactured after 2009.
- Control up to 4 devices including Garage Door Openers, Gates and Merlin myQ Remote LED Light.
- Simply attaches to garage wall for easy access.
- Battery powered, so no wiring required.



**EASY WIRELESS
INSTALLATION**



**BIG
BUTTON**



PRICE: **\$129**

*Installation fees may apply

**WIRELESS SECURITY
KEYPAD**
E850M

- Convenient and safe access to open and close your gate without using a remote control or key.
- LED backlit keys.



**WEATHER
RESISTANT**



**KEYLESS
ENTRY VIA
4-DIGIT CODE**



PRICE: **\$95**

*Installation fees may apply

**WIRELESS SECURITY
KEYPAD**
E840M

- Keyless entry via 4 digit code access.
- Set temporary codes for guests.
- Perfect for the family, trades people, or even just going for a walk.
- Compatible with Merlin Security+2.0 garage door openers.



**EASY TO
PROGRAM**



**KEYLESS
ENTRY VIA
4-DIGIT CODE**



SilentDrive Elite

AUSTRALIA'S FAVOURITE ROLLER DOOR OPENER



ROLLER GARAGE DOOR OPENER MYQ & BATTERY BACKUP CAPABLE

KEY FEATURES

QUIET & POWERFUL

DC motor is quiet and built to last with the strength to open any branded domestic door.

MYQ CAPABLE

Opener is myQ capable with additional purchase of Safety IR Beams & myQ Gateway.¹

BATTERY BACKUP COMPATIBLE

Opener is Battery Backup compatible with additional purchase of Battery Backup accessory.²



Compliant to Australian and New Zealand Standard AS/NZS 60335-2-95



SMART



MYQ CAPABLE TECHNOLOGY lets users create schedules, monitor, receive alerts and control the garage door opener away from home.¹



SOFT-START AND SOFT-STOP for smooth operation.

QUIET & RELIABLE



7-YEAR WARRANTY



QUIET DC MOTOR eliminates noise and vibrations through the ceiling and provide smooth operation.



BATTERY BACKUP ensures access even when the power is out.²



HEAVY-LIFTING POWER operates doors up to 120 kgs.

SAFE & SECURE



SECURITY+ 2.0[®] sends a new code with every remote click.



PREMIUM AUTOMATIC SAFETY REVERSE function will allow your garage door to stop and reverse automatically if obstructed going down or stop going up.



TIMER-TO-CLOSE automatically closes the door after a pre-set amount of time.³



IMPROVED TRANSMITTER RANGE has up to 18% better range meaning you can start opening your garage door sooner.⁴



AUTOMATIC FORCE SENSING monitors and adjusts the force needed to open your garage with each operation.



MANUAL RELEASE CORD allows you to open your garage door whenever needed.

ACCESSORIES INCLUDED



FOUR BUTTON REMOTE CONTROLS

Premium remotes to control up to 4 garage doors or gates. Each button can be programmed to Security+ and Security+ 2.0 devices.

E770M



FOUR BUTTON WIRELESS WALL MOUNT REMOTE CONTROL

4 button wall remote to control garage doors, gates and myQ Remote LED Light. Easily programmed to Security+ and Security+ 2.0 devices.

E148M

POWERFUL ADD-ONS



MYQ CONNECTIVITY BUNDLE

Add monitoring and control away from home. Includes myQ Gateway and The Protector System™ (Safety IR Beams).

M828AU77A



MYQ REMOTE LED LIGHT Ultra-bright LED light designed to illuminate your garage or workspace. Controlled by a garage door opener, remote control or myQ App.

B27AU



BATTERY BACKUP

Get in and out when the power's out with Battery Backup.

M-BBU24V



WIRELESS SECURITY KEYPAD Convenient and safe access to your garage without using a remote control or key.

E840M



FOUR BUTTON CAR VISOR REMOTE CONTROL

Easily attaches to your car visor to control up to 4 garage doors or gates. Can be programmed to Security+ and Security+ 2.0 devices.

E964M

gomerlin.com.au

¹Additional purchase of Merlin myQ Gateway and Safety IR Beams accessories required to enable myQ functionality. Visit gomerlin.com.au for further information. ²Additional purchase of Merlin Battery Backup accessory required to enable Battery Backup functionality. Visit gomerlin.com.au for further information. ³Safety IR Beams must be installed to enable the use of Timer-to-Close. See User Guide for additional information. Smartphone not included. ⁴When compared to other available Merlin products.

SilentDrive Elite

AUSTRALIA'S FAVOURITE ROLLER DOOR OPENER
MR855MYQ



ROLLER GARAGE DOOR OPENER
MYQ & BATTERY BACKUP CAPABLE

Works with myQ[®] smart technology

Additional purchase of The myQ Connectivity Kit is required

APP AVAILABLE ON:




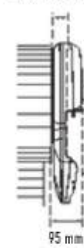
- Set real time notifications to alert you when your garage opens, closes or is left open.
- Monitor and control your garage door from anywhere.
- Share limited guest access with five people you trust.
- Pre-set scheduling to close your garage door at a certain time.

- Protect your loved ones and belongings with The Protector System™ (Safety IR Beams).
- Peace of mind knowing if your garage door is open or closed anywhere and any time.

TYPICAL INSTALLATION - ROLLER DOORS



Minimum distance from edge of door bracket 45 mm



- Maximum lifting under spring tensions: 20 kg
- Suitable for steel spring balanced doors
- Door height: 4.5m; total door area: 18m²
- Single dwelling, max door weight up to 120 kg



SECURITY



SECURITY+ 2.0*

- Encrypted rolling code across multiple frequencies.
- Security+ 2.0* technology virtually eliminates interference.

SMART



RADIO

- Provides 2-way communication from rolling door opener and accessories.
- Receiver with 64 memory registers.

ELECTRICAL



LIGHTING: LED LIGHTING

- LED light turns on with activation.
- Garage illumination: 12 premium ultrabright LEDs.

STANDARD SPECIFICATIONS

- Input Voltage: 240V AC
- Rated door areas up to: 18m²
- Max door height: 4.5m
- Max door weight: 120 kg
- Max peak pulling force: 550N
- Max lift under spring tension: 20 kg
- Minimum side room: 45mm
- Radio frequency: 433.30, 434.54 and 433.92 MHz with Security +2.0 technology.
- Noise rating 1M : 57DB
- Drum rotations: 4.5
- 24V DC motor with thermal overload protection.
- Up to 64 memory registers
- Garage illumination: 12 premium ultrabright LEDs
- Compatible with myQ technology2

Merlin[®]



AUSTRALIA

Chamberlain Australia Pty Ltd
PO Box 1446
Lane Cove NSW 1595

gomerlin.com.au
u 1800 638 234

Engineered and designed by The Chamberlain Group, Inc.
©2021 The Chamberlain Group, Inc.™ Trademark of The Chamberlain Group, Inc.
* Registered Trademark of The Chamberlain Group, Inc.

¹Based upon a 2.3m high door. ²This feature requires monitored Safety IR Beams to be fitted. Linking your myQ account to partner may require an additional accessory purchase or subscription fee. Apple, the Apple logo, iPhone, and iPad are trademarks of Apple Inc. registered in the U.S. and other countries and regions. App Store is a service mark of Apple Inc. Google Play and the Google Play logo are trademarks of Google LLC.





The most advanced accessories available.

No power? No problem.

BATTERY BACKUP

M-BBU24V



PRICE: **\$149**

*Installation fees may apply



Get in and out when the power is out with Battery Backup†. Keep your opener operating and your garage accessible at all times. Battery Backup powers the garage door opener (and safety features) as if the power was still on.



Open, close, schedule and monitor your door with myQ®

provides extra safety with PE beams

MYQ CONNECTIVITY BUNDLE

M828AU774



PRICE: **\$269**

*Installation fees may apply



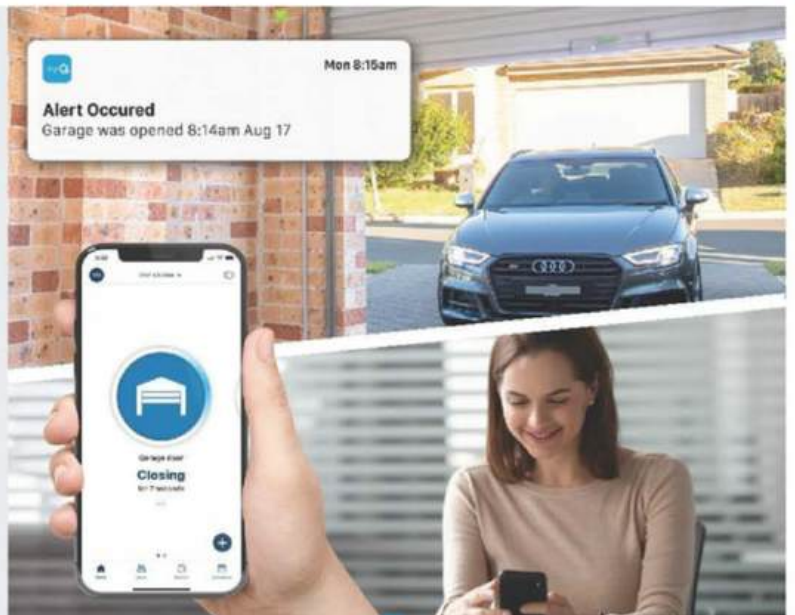
MYQ TECHNOLOGY



THE PROTECTOR SYSTEM™

Your home at your command with myQ Connectivity Kit, your smart phone and the myQ App.

Stop the door from closing when the installed light beam (Safety IR Beam) is broken. Protecting your loved ones and belongings.



Add extra lighting to your space.

MYQ REMOTE LED LIGHT

- with remote (valued at \$60)

827AU



PRICE: **\$99**

*Installation fees may apply



MYQ TECHNOLOGY



MYQ REMOTE LED LIGHT

Ultra-bright LED light designed to illuminate your garage or workspace. Controlled by your Merlin Garage Door opener†, remote control or myQ App†. Easily attaches to a ceiling or wall. Supplied with 1.8m power lead. Multiple myQ Remote LED Lights can be added to your home.



FOUR-BUTTON REMOTE CONTROL

E970M



PRICE: **\$60**

*Installation fees may apply



DURABLE DESIGN



AUDIBLE CLICK

- Audible click with each button press.
- Compatible with any Merlin garage door opener manufactured after 2009.
- Control up to 4 devices including Garage Door Openers, Gates and Merlin myQ Remote LED Light.



PRICE: **\$60**

*Installation fees may apply

FOUR BUTTON CAR VISOR REMOTE CONTROL

E964M

- Compatible with any Merlin garage door opener manufactured after 2009.
- Control up to 4 devices including Garage Door Openers, Gates and Merlin myQ Remote LED Light.
- Slimline design fits neatly onto your car visor (visor clip included).
- A green LED light flashes when a button is pressed



DURABLE DESIGN



AUDIBLE CLICK



PRICE: **\$60**

*Installation fees may apply

FOUR BUTTON WIRELESS WALL MOUNT REMOTE CONTROL

E148M

- Compatible with any Merlin garage door opener manufactured after 2009.
- Control up to 4 devices including Garage Door Openers, Gates and Merlin myQ Remote LED Light.
- Simply attaches to garage wall for easy access.
- Battery powered, so no wiring required.



EASY WIRELESS INSTALLATION



BIG BUTTON



PRICE: **\$129**

*Installation fees may apply

WIRELESS SECURITY KEYPAD

E850M

- Convenient and safe access to open and close your gate without using a remote control or key.
- LED backlit keys.



WEATHER RESISTANT



KEYLESS ENTRY VIA 4-DIGIT CODE



PRICE: **\$95**

*Installation fees may apply

WIRELESS SECURITY KEYPAD

E840M

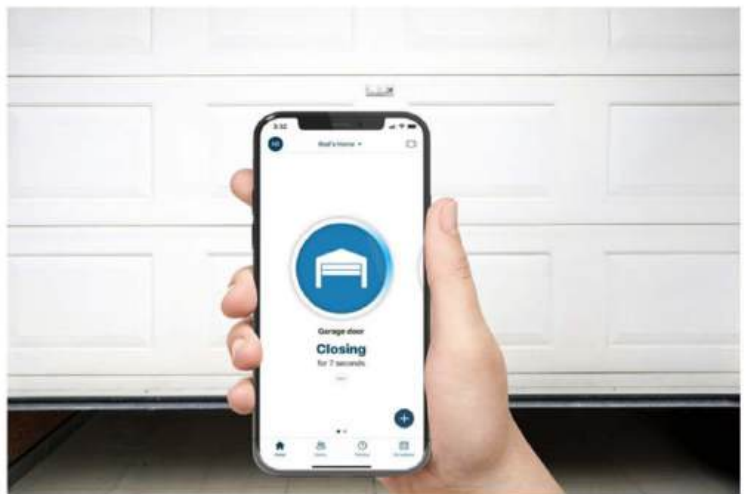
- Keyless entry via 4 digit code access.
- Set temporary codes for guests.
- Perfect for the family, trades people, or even just going for a walk.
- Compatible with Merlin Security+2.0 garage door openers.



EASY TO PROGRAM



KEYLESS ENTRY VIA 4-DIGIT CODE

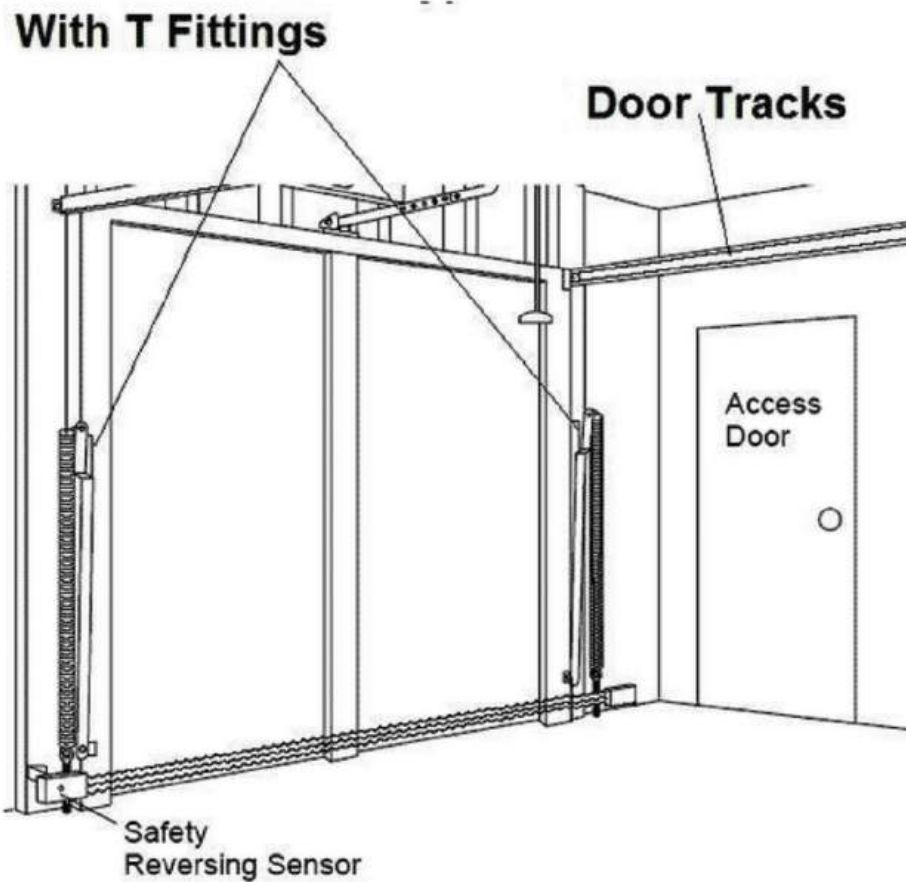
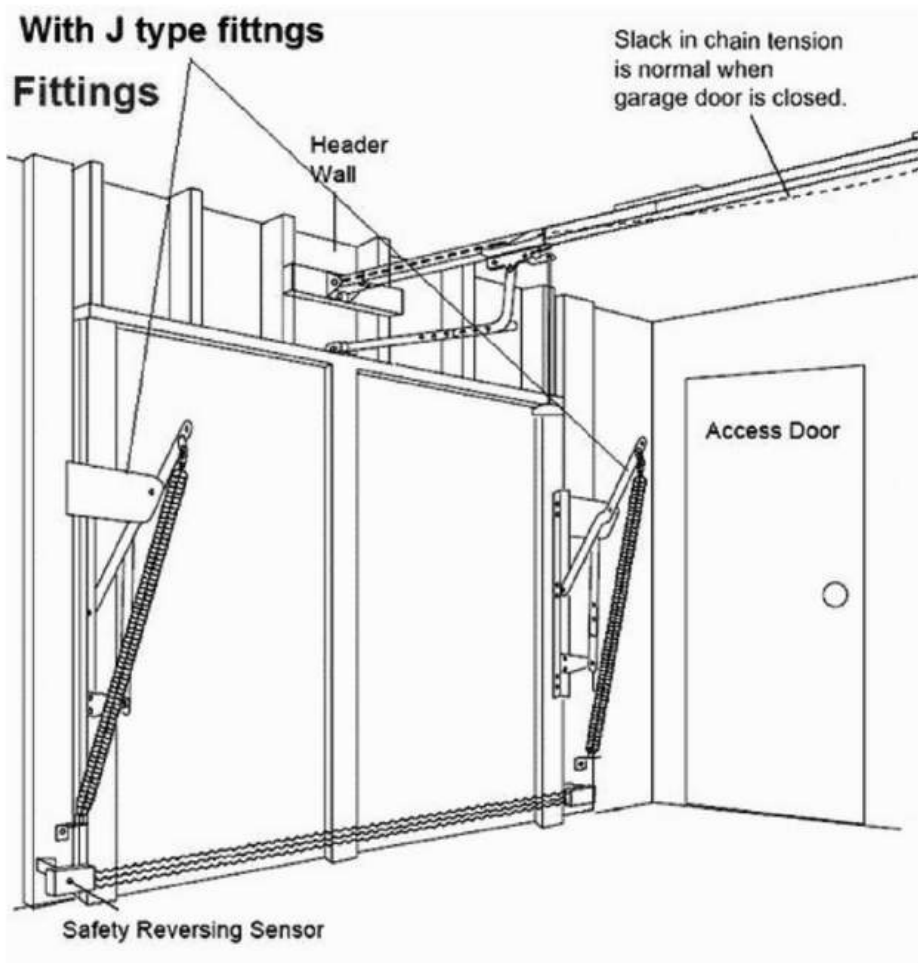


Tilt Doors



A tilt garage door is a one-piece overhead garage door. It uses a spring balance hinge which opens out and up. This means a tilt door is a perfect solution for those who have a smaller garage which cannot accommodate sectional or roller doors

Tilt Door Fittings



Your roof is protecting your most precious investments, your home and your family. You can be confident knowing COLORBOND® steel is versatile, lightweight, durable, and capable of meeting the changing needs of your lifestyle.



Whether you live close to the coast or you're choosing a colour with energy-efficiency in mind, COLORBOND® steel can meet the needs that your home demands. Simply visit colorbond.com/create to determine the most suitable COLORBOND® steel choices for your home.

LEGEND

① Also available in COLORBOND® Ultra steel for coastal and industrial environments. All other colours are available in COLORBOND® Ultra steel on request, please speak with your supplier.


② Also available in COLORBOND® Stainless steel for severe coastal and industrial environments. Please speak to your supplier for more information regarding availability.

For further details on the legend, please refer to the back page.

CLASSIC colour range¹



CLASSIC CREAM™
SA = 0.32. BCA = L



PAPERBARK®
SA = 0.42. BCA = M



WOODLAND GREY® ②
SA = 0.71. BCA = D



DEEP OCEAN® ②
SA = 0.75. BCA = D



COTTAGE GREEN®
SA = 0.75. BCA = D



MANOR RED®
SA = 0.69. BCA = D




NIGHT SKY®
SA = 0.96. BCA = D


CONTEMPORARY colour range¹




SURFMIST® ②②
SA = 0.32. BCA = L



EVENING HAZE®
SA = 0.43. BCA = M




SHALE GREY™
SA = 0.43. BCA = M



DUNE® ②②
SA = 0.47. BCA = M



COVE™
SA = 0.54. BCA = M



WINDSPRAY® ②②
SA = 0.58. BCA = M



GULLY™
SA = 0.63. BCA = D



MANGROVE™
SA = 0.64. BCA = D



WALLABY™ ②
SA = 0.64. BCA = D



JASPER®
SA = 0.68. BCA = D



BASALT™
SA = 0.69. BCA = D



IRONSTONE®
SA = 0.74. BCA = D



TERRAIN®
SA = 0.69. BCA = D



MONUMENT® ②
SA = 0.73. BCA = D

Doors we have installed:

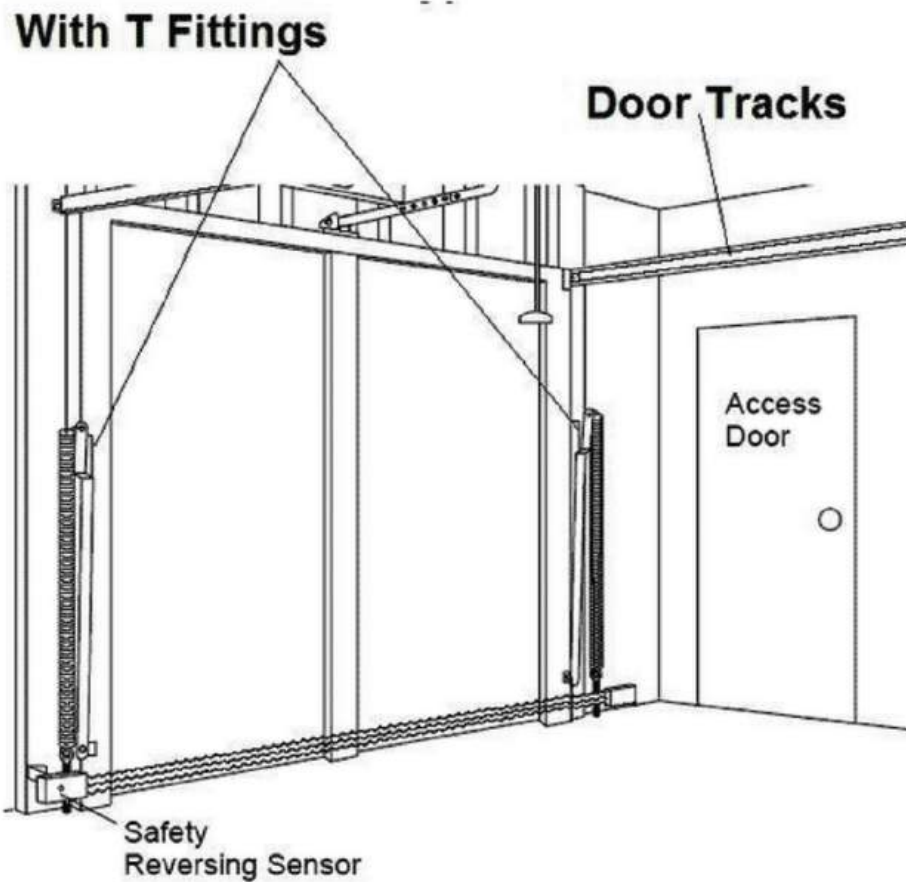
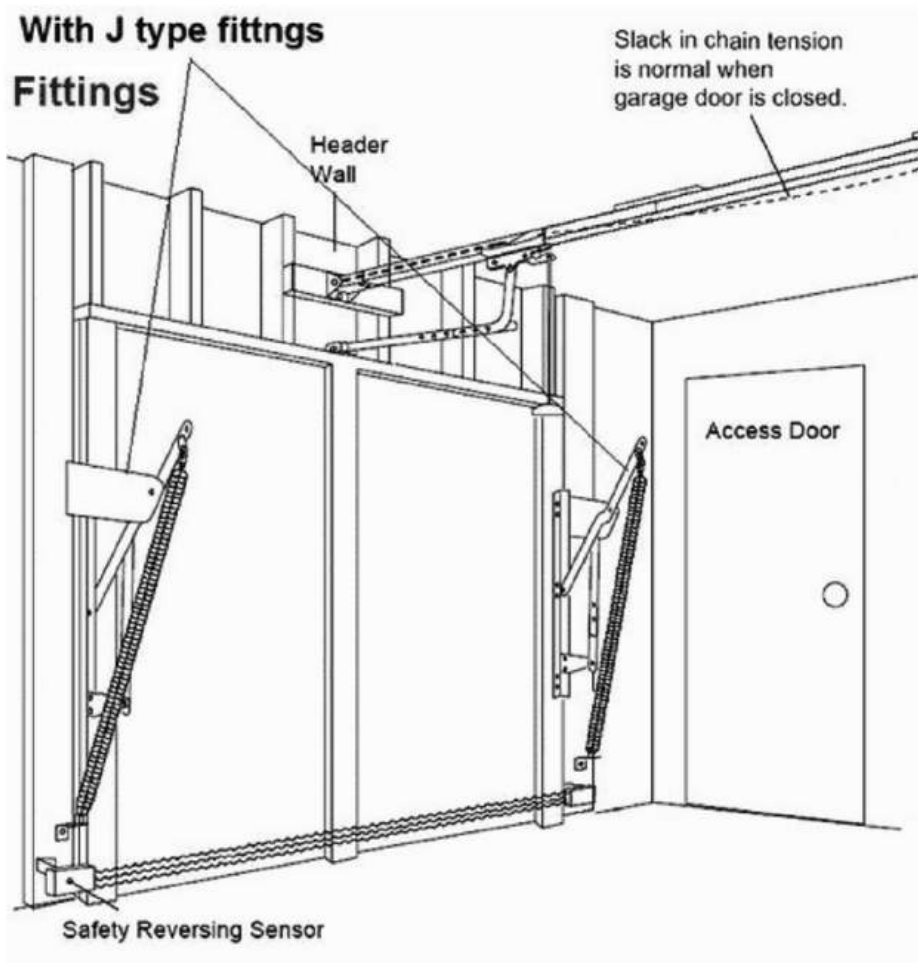


Tilt Doors *Custom Cladding*



A tilt garage door is a one-piece overhead garage door. It uses a spring balance hinge which opens out and up. This means a tilt door is a perfect solution for those who have a smaller garage which cannot accommodate sectional or roller doors

Tilt Door Fittings



Your roof is protecting your most precious investments, your home and your family. You can be confident knowing COLORBOND® steel is versatile, lightweight, durable, and capable of meeting the changing needs of your lifestyle.



Whether you live close to the coast or you're choosing a colour with energy-efficiency in mind, COLORBOND® steel can meet the needs that your home demands. Simply visit colorbond.com/create to determine the most suitable COLORBOND® steel choices for your home.

LEGEND

① Also available in COLORBOND® Ultra steel for coastal and industrial environments. All other colours are available in COLORBOND® Ultra steel on request, please speak with your supplier.


② Also available in COLORBOND® Stainless steel for severe coastal and industrial environments. Please speak to your supplier for more information regarding availability.

For further details on the legend, please refer to the back page.

CLASSIC colour range¹



CLASSIC CREAM™
SA = 0.32. BCA = L



PAPERBARK®
SA = 0.42. BCA = M



WOODLAND GREY® ②
SA = 0.71. BCA = D



DEEP OCEAN® ②
SA = 0.75. BCA = D



COTTAGE GREEN®
SA = 0.75. BCA = D



MANOR RED®
SA = 0.69. BCA = D




NIGHT SKY®
SA = 0.96. BCA = D


CONTEMPORARY colour range¹




SURFMIST® ②②
SA = 0.32. BCA = L



EVENING HAZE®
SA = 0.43. BCA = M




SHALE GREY™
SA = 0.43. BCA = M



DUNE® ②②
SA = 0.47. BCA = M



COVE™
SA = 0.54. BCA = M



WINDSPRAY® ②②
SA = 0.58. BCA = M



GULLY™
SA = 0.63. BCA = D



MANGROVE™
SA = 0.64. BCA = D



WALLABY™ ②
SA = 0.64. BCA = D



JASPER®
SA = 0.68. BCA = D



BASALT™
SA = 0.69. BCA = D



IRONSTONE®
SA = 0.74. BCA = D



TERRAIN®
SA = 0.69. BCA = D



MONUMENT® ②
SA = 0.73. BCA = D

Doors we have installed:



easterngaragedoors®

sales ● service ● repairs
remote control garage door openers

9812 3062

sales@easterngaragedoors.com.au
www.easterngaragedoors.com.au



Merlin®
the automatic choice