



## Choose your configurations




Ranch (textured finish)




Heritage (textured finish)



Glacier (textured finish)



Flatline (textured finish)



Slimline (textured finish)

**NOTE:**

- Windows can only be fitted to Ranch or Heritage profiles in standard Colorbond® colours. For more details, please see the back page.
- \* Smooth finish pricing varies and may attract an additional charge



Please note: Windows are an additional charge, if interested please contact us for pricing.

## Window Options



Ruston Heritage



Sunray x 8 Heritage



Sunray 2 x 4 Heritage



Sherwood 4 x 2 Heritage



Stockton Heritage



Ventilation



Plain Heritage



Ruston Ranch



Sunray x 4 Ranch



Sunray 2 x 2 Ranch



Sherwood Ranch



Stockton Ranch



Stockford Ranch



Plain Ranch

For that extra special finishing touch, create a striking entrance to your home with a window feature. For garages prone to dampness, ventilated window options are also available. Your local Steel-Line expert will be more than happy to discuss the full range of window options available to you.



Colour Range		Roller Doors	Sectional Doors						
			Classic Woodgrain Finish					Savannah Smooth Finish	
			Heritage	Ranch	Slim-Line	Flat-Line	Glacier	Slim-Line	Glacier
<b>Timbagrain &amp; Non-Standard Colorbond® Colours</b>									
	Classic Cedar®	N/A	TP	TP	TP	TP	TP	N/A	N/A
	Caoba®	N/A	TP	TP	TP	TP	TP	N/A	N/A
	Ready Prime Coat	N/A	S	S	S	S	S	N/A	N/A
	Zincalume®	S	N/A	N/A	N/A	N/A	N/A	N/A	N/A
<b>Standard Premium Colours</b>									
	Perisher White	NS	NS	NS	NS	NS	NS	N/A	N/A
<b>Standard Colorbond &amp; Non-Standard Colorbond® Colours</b>									
	Manor Red®	S	NS	NS	NS	NS	NS	SS	SS
	Terrain®	S	S	S	S	S	S	SS	SS
	Jasper®	S	S	S	S	S	S	SS	SS
	Sandbank®	S	NS	NS	NS	NS	NS	SS	SS
	Paperbark®	S	S	S	S	S	S	SS	SS
	Classic Cream™	S	S	S	S	S	S	SS	SS
	Evening Haze®	S	S	S	S	S	S	SS	SS
	Dune®	S	S	S	S	S	S	SS	SS
	Shale Grey™	S	S	S	S	S	S	SS	SS
	Surfmist®	S	S	S	S	S	S	SS	SS
	Windspray®	S	S	S	S	S	S	SS	SS
	Wallaby™	S	S	S	S	S	S	SS	SS
	Bushland®	S	NS	NS	NS	NS	NS	SS	SS
	Cove™	S	S	S	S	S	S	SS	SS
	Gully™	S	S	S	S	S	S	SS	SS
	Basalt™	S	S	S	S	S	S	SS	SS
	Ironstone®	S	S	S	S	S	S	SS	SS
	Pale Eucalypt®	S	NS	NS	NS	NS	NS	SS	SS
	Wilderness®	S	NS	NS	NS	NS	NS	SS	SS
	Cottage Green®	S	NS	NS	NS	NS	NS	SS	SS
	Mangrove™	S	S	S	S	S	S	SS	SS
	Woodland Grey®	S	S	S	S	S	S	SS	SS
	Deep Ocean®	S	NS	NS	NS	NS	NS	SS	SS
	Monument®	S	S	S	S	S	S	SS	SS
	Night Sky®	S	S	S	S	S	S	SS	SS

## Notes

**S** : Standard colour charged at Standard pricing. **NS**: Non-Standard colours including Powdercoat and Secondary colours at Non-standard pricing.  
**SS** : Smooth finish pricing varies. Please ask your Steel-Line Product Consultant. **N/A** : Product is not available in this colour.  
**TP** : Colour charged at Timbagrain pricing.



More than 70 Dulux® colours also available for sectional doors only. Product is available in a Powdercoat colour at Powdercoat pricing.

Please note: All colours shown on this chart are a guide only. The limitations of printing processes make extremely accurate matches impossible. We strongly recommend comparing your choice with actual samples. Additionally, Steel-Line reserves the right to vary or remove colours without notice.

# Merlin

POWERED BY myQ



## Commander Elite

AUSTRALIA'S FAVOURITE SECTIONAL DOOR OPENER



### RESIDENTIAL SECTIONAL & TILT GARAGE DOOR OPENER

MYQ & BATTERY BACKUP CAPABLE

### KEY FEATURES

#### POWERFUL LED LIGHTING

Illuminate your garage corner-to-corner.

#### MYQ CAPABLE

Opener is myQ capable for sectional doors with an additional purchase of Safety IR Beams & myQ Gateway.<sup>1</sup>

#### BATTERY BACKUP COMPATIBLE

Opener is Battery Backup compatible with additional purchase of Battery Backup accessory.<sup>2</sup>



Compliant to Australian and New Zealand Standard AS/NZS 60335-2-95

### SMART



**MYQ CAPABLE TECHNOLOGY** lets users create schedules, monitor, receive alerts and control the garage door opener away from home.<sup>1</sup>



**SOFT-START AND SOFT-STOP** for smooth operation.

### QUIET & RELIABLE



**7-YEAR WARRANTY**



**QUIET DC MOTOR** eliminates noise and vibrations through the ceiling and provide smooth operation.



**BATTERY BACKUP** ensures access even when the power is out.<sup>2</sup>



**HEAVY-LIFTING POWER** operates doors up to 150 kgs.

### SAFE & SECURE



**SECURITY+ 2.0<sup>®</sup>** sends a new code with every remote click.



**PREMIUM AUTOMATIC SAFETY REVERSE** function will allow your garage door to stop and reverse automatically if obstructed going down or stop going up.



**TIMER-TO-CLOSE** automatically closes the door after a pre-set amount of time.<sup>3</sup>



**IMPROVED TRANSMITTER RANGE** has up to 18% better range meaning you can start opening your garage door sooner.<sup>4</sup>



**AUTOMATIC FORCE SENSING** monitors and adjusts the force needed to open your garage with each operation.



**MANUAL RELEASE CORD** allows you to open your garage door whenever needed.

### ACCESSORIES INCLUDED



#### FOUR BUTTON REMOTE CONTROLS

Premium remotes to control up to 4 garage doors or gates. Each button can be programmed to Security+ and Security+ 2.0 devices.

E970M



#### FOUR BUTTON WIRELESS WALL MOUNT REMOTE CONTROL

4 button wall remote to control garage doors, gates and myQ Remote LED Light. Easily programmed to Security+ and Security+ 2.0 devices.

E148M

### POWERFUL ADD-ONS



#### MYQ CONNECTIVITY BUNDLE

Add monitoring and control away from home. Includes myQ Gateway and The Protector System™ (Safety IR Beams).

M828AU77A



**MYQ REMOTE LED LIGHT** Ultra-bright LED light designed to illuminate your garage or workspace. Controlled by a garage door opener, remote control or myQ App.

827AU



#### BATTERY BACKUP

Get in and out when the power's out with Battery Backup.

M-8B8U24V



#### WIRELESS SECURITY KEYPAD

Convenient and safe access to your garage without using a remote control or key.

E840M



#### FOUR BUTTON CAR VISOR REMOTE CONTROL

Easily attaches to your car visor to control up to 4 garage doors or gates. Can be programmed to Security+ and Security+ 2.0 devices.

E964M

[gomerlin.com.au](http://gomerlin.com.au)

<sup>1</sup>Additional purchase of Merlin myQ Gateway and Safety IR Beams accessories required to enable myQ functionality myQ will only work with Sectional Garage Doors. Visit [gomerlin.com.au](http://gomerlin.com.au) for further information. <sup>2</sup>Additional purchase of Merlin Battery Backup accessory required to enable Battery Backup functionality. Visit [gomerlin.com.au](http://gomerlin.com.au) for further information. <sup>3</sup>Safety IR Beams must be installed to enable the use of Timer-to-Close. See User Guide for additional information. Smartphone not included. <sup>4</sup>When compared to other available Merlin products.

# Commander Elite

AUSTRALIA'S FAVOURITE SECTIONAL DOOR OPENER  
MS105MYQ



RESIDENTIAL SECTIONAL & TILT GARAGE DOOR OPENER  
MYQ & BATTERY BACKUP CAPABLE

## Works with myQ<sup>2</sup> smart technology

Additional purchase of  
The myQ Connectivity Kit  
is required



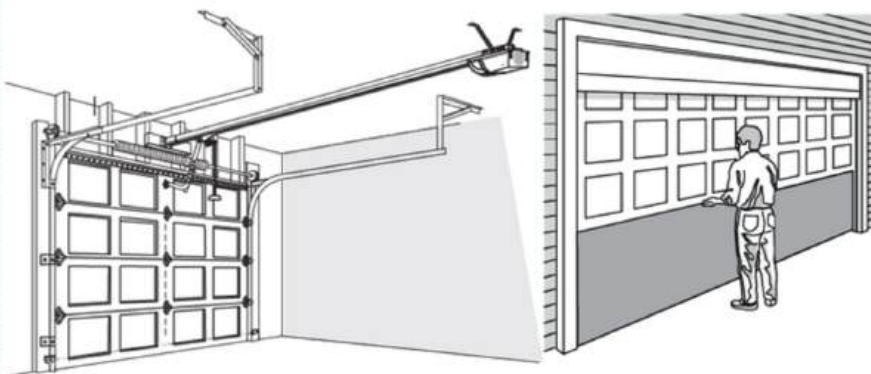
### FOR SECTIONAL DOORS

- Set real time notifications to alert you when your garage door opens, closes or is left open.
- Monitor and control your garage door from anywhere.
- Share limited guest access with five people you trust.
- Pre-set scheduling to close your garage door at a certain time.
- Protect your loved ones and belongings with The Protector System™ (Safety IR Beams).
- Peace of mind knowing if your garage door is open or closed anywhere and any time.

APP AVAILABLE ON:



## TYPICAL INSTALLATION - SECTIONAL DOORS



- Maximum lifting under spring tensions 20 kg
- Suitable for steel and timber spring balanced doors
- Door height: 3.5m Door width: 5.7m Total door area: 20m<sup>2</sup>
- Single dwelling, max door weight up to 150 kg



DOOR  
SPEED

18  
SECONDS

22  
SECONDS

SECURITY



### SECURITY+ 2.0\*

- Encrypted rolling code across multiple frequencies.
- Security+ 2.0\* technology virtually eliminates interference.

SMART



### RADIO

- Provides 2-way communication from rolling door opener and accessories.
- Receiver with 64 memory registers.

ELECTRICAL



### LIGHTING: LED LIGHTING

- LED light turns on with activation.
- Turns off 2.5 minutes after operation.

## STANDARD SPECIFICATIONS

- Input voltage: 240V AC
- Rated door areas up to: 20m<sup>2</sup>
- Max door height: 3.5m
- Max door weight: 150 kg
- Max peak pulling force: 1000N
- Max lift under spring tension: 20 kg
- Power: 230-240 VAC 50hz 225w
- Radio frequency: 433.30, 433.92, 434.54 MHz with Security+ 2.0 technology
- Minimum headroom required: 30mm
- C-rail with belt drive
- 24C DV motor with thermal overload protection
- Compatible with myQ Technology<sup>2</sup>
- Lighting: LED Lighting
- Garage Door Opener Capacity of up to 64 memory registers

# Merlin<sup>®</sup>



## AUSTRALIA

Chamberlain Australia Pty Ltd  
PO Box 1446  
Lane Cove NSW 1595

[gomerlin.com.au](http://gomerlin.com.au)  
1800 638 234

Engineered and designed by The Chamberlain Group, Inc.  
©2021 The Chamberlain Group, Inc.™ Trademark of The Chamberlain Group, Inc.  
\* Registered Trademark of The Chamberlain Group, Inc.

<sup>1</sup>Based upon a 2.4m high door. <sup>2</sup>This feature requires monitored Safety IR Beams to be fitted. Linking your myQ account to partner may require an additional accessory purchase or subscription fee. Apple, the Apple logo, iPhone, and iPad are trademarks of Apple Inc., registered in the U.S. and other countries and regions. App Store is a service mark of Apple Inc. Google Play and the Google Play logo are trademarks of Google LLC.





## The most advanced accessories available.

### No power? No problem.

#### BATTERY BACKUP

M-BBU24V



PRICE:

**\$199**

\*Installation fees may apply



Get in and out when the power is out with Battery Backup†. Keep your opener operating and your garage accessible at all times. Battery Backup powers the garage door opener (and safety features) as if the power was still on.



### Open, close, schedule and monitor your door with myQ®

provides extra safety with PE beams

#### MYQ CONNECTIVITY BUNDLE

M828AU774



PRICE:

**\$329**

\*Installation fees may apply



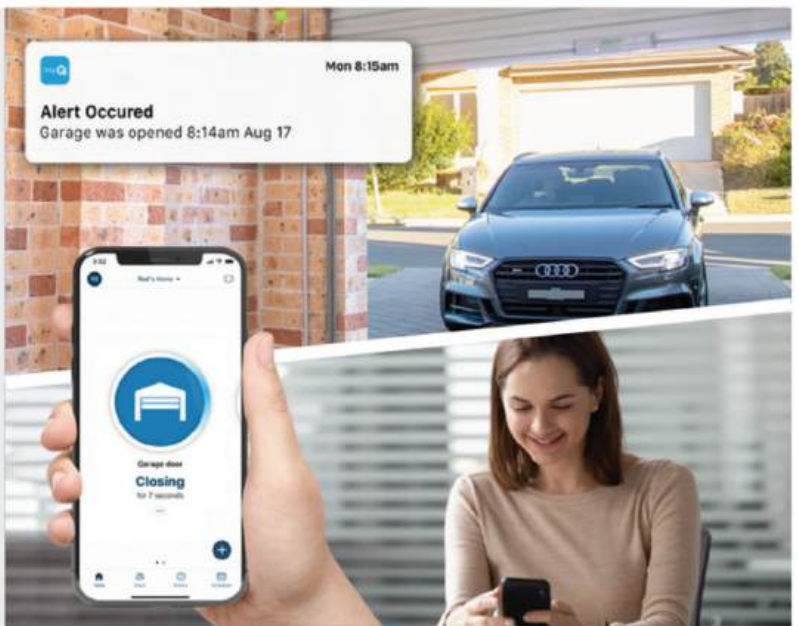
MYQ TECHNOLOGY



THE PROTECTOR SYSTEM™

Your home on command with myQ Connectivity Kit, your smart phone and the myQ App.

Stop the door from closing when the installed light beam (Safety IR Beam) is broken. Protecting your loved ones and belongings.



### Add extra lighting to your space.

#### MYQ REMOTE LED LIGHT

- with remote (valued at \$60)

827AU



PRICE:

**\$110**

\*Installation fees may apply



MYQ TECHNOLOGY



MYQ REMOTE LED LIGHT

Ultra-bright LED light designed to illuminate your garage or workspace. Controlled by your Merlin Garage Door opener†, remote control or myQ App†\*. Easily attaches to a ceiling or wall. Supplied with 1.8m power lead. Multiple myQ Remote LED Lights can be added to your home.



\* Requires a myQ Gateway device and an active myQ account.

Only available on compatible models. Visit the Merlin website for details.

Battery Backup is compatible with Commander Extreme (MS125MYQ), Commander Elite (MS105MYQ) and SilentDrive Elite (MR855MYQ) models.

## FOUR-BUTTON REMOTE CONTROL

E970M



PRICE: **\$65**

\*Installation fees may apply



**DURABLE DESIGN**



**AUDIBLE CLICK**

- Audible click with each button press.
- Compatible with any Merlin garage door opener manufactured after 2009.
- Control up to 4 devices including Garage Door Openers, Gates and Merlin myQ Remote LED Light.



PRICE: **\$65**

\*Installation fees may apply

### FOUR BUTTON CAR VISOR REMOTE CONTROL

E964M

- Compatible with any Merlin garage door opener manufactured after 2009.
- Control up to 4 devices including Garage Door Openers, Gates and Merlin myQ Remote LED Light.
- Slimline design fits neatly onto your car visor (visor clip included).
- A green LED light flashes when a button is pressed



**DURABLE DESIGN**



**AUDIBLE CLICK**



PRICE: **\$65**

\*Installation fees may apply

### FOUR BUTTON WIRELESS WALL MOUNT REMOTE CONTROL

E148M

- Compatible with any Merlin garage door opener manufactured after 2009.
- Control up to 4 devices including Garage Door Openers, Gates and Merlin myQ Remote LED Light.
- Simply attaches to garage wall for easy access.
- Battery powered, so no wiring required.



**EASY WIRELESS INSTALLATION**



**BIG BUTTON**



PRICE: **\$165**

\*Installation fees may apply

### WIRELESS SECURITY KEYPAD

E850M

- Convenient and safe access to open and close your gate without using a remote control or key.
- LED backlit keys.



**WEATHER RESISTANT**



**KEYLESS ENTRY VIA 4-DIGIT CODE**



PRICE: **\$120**

\*Installation fees may apply

### WIRELESS SECURITY KEYPAD

E840M

- Keyless entry via 4 digit code access.
- Set temporary codes for guests.
- Perfect for the family, trades people, or even just going for a walk.
- Compatible with Merlin Security+2.0 garage door openers.

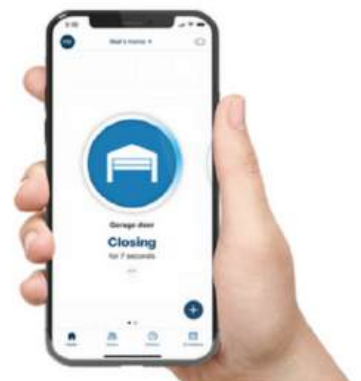


**EASY TO PROGRAM**



**KEYLESS ENTRY VIA 4-DIGIT CODE**

**easterngaragedoors®**





**Steel-Line**  
garage doors

# Timber Range



## Colorbond<sup>®</sup> Timber Selection

Steel-Line's Colorbond<sup>®</sup> Timber Selection offers the strength of a Colorbond<sup>®</sup> Steel door with the style of the Colorbond<sup>®</sup> colours.

A garage door made from Colorbond<sup>®</sup> steel will also give you lifelong performance. Thanks to the five-layer design of Colorbond<sup>®</sup> steel, it provides corrosion resistance and a durable baked on paint finish, making it look great and easy to maintain.

With the Colorbond<sup>®</sup> Timber colours, Colorbond<sup>®</sup> steel provides an elegant twist providing even greater design opportunities for your home.



Slabline Sectional Garage Door in Classic Cedar<sup>®</sup>

### Profile Options




Slimline




Flatline



Glacier



Ranch



Heritage

### Colour Options



Classic Cedar<sup>®</sup>



Blushed Teak<sup>™</sup>



Caoba<sup>®</sup>



Ashen Black Oak<sup>™</sup>

**UniCote®/LUX**  
**Timbers of the World Series**

The UniCote® LUX - Timbers of the World Series draws inspiration from all over the globe to bring the beautiful natural look of timber to your front door.

Drawing inspiration from around the world, UniCote® LUX offers a range of timber finishes to suit your next project. With the strength of steel, UniCote® LUX products are manufactured and tested to meet all weather conditions to offer you a long lasting product and peace of mind.


UniCote® LUX paint systems are proven to provide resistance to chipping, peeling or cracking, offering excellent colour and gloss retention. UniCote® LUX doors are made from 0.7 G300 substrate which is durable, non combustible and meets Australian standards: AS/NZS 1365:1996 1, AS 1397:2011 and ISO 9001:2015.




**Profile Options**



Slimline



Flatline



Glacier

**Colour Options**



Gympie Messmate



Ashwood



Brazilian Walnut



Western Red Cedar



Kapur



African Blackwood

**NOTE:**

Ashwood has a smooth finish whilst other "Timbers of the World" series have a slightly textured finish. Please see product samples.

## Natural Timber Selection

Stand out from the crowd with a door as unique as you.

As our timber garage doors are custom designed and manufactured, you can rest assured we will create a product to meet your dimensions and requirements. No matter what shape or size your garage is, a timber door can be made to suit it - and it will look fantastic.

And because this range is custom-built using natural products, you can look forward to having a truly one-of-a-kind garage door that has its own unique look and character.

The most popular timber used in this range is Western Red Cedar, a lightweight yet solid timber that looks equally beautiful on a renovated or new home being built.

### Profile Options



V joint

Shiplap

### Colour Options



Natural/No Stain

Pine

Light Oak

Teak

Dark Oak

Walnut



The above is one of our Natural Timber Garage Doors with V joint profile in Teak.



40 | STEEL-LINE



## Timber Selection

Steel-Line's BioWood® garage door retains the natural look and feel, is low maintenance and meets the standard for fire safety under BAL-29 conditions.

There are several good reasons to choose a BioWood® garage door for your home. BioWood® wood composite products are created using 0.85 density natural cellulose fibre from plantation harvested timber combined with a specially formulated resin. It retains the aesthetic natural look and feel of wood, is lightweight, provides a high degree of water resistance, does not bleach, split, crack, and is suitable for both marine applications, and bushfire-prone areas up to BAL-29 conditions as specified in AS3959:2018. The product is termite resistant, low maintenance and is green certified by Global Green Tag; it is the perfect durable product for all building applications.



Aluminum Frame Garage Door in BioWood® Spotted Gum

### Profile Options



150mm x 18mm Shiplap



88mm x 12mm Tongue & Groove

### Colour Options



Spotted Gum



Weatherwood



42 | STEEL-LINE

| 43

# Merlin

POWERED BY myQ



## Commander Elite

AUSTRALIA'S FAVOURITE SECTIONAL DOOR OPENER



### RESIDENTIAL SECTIONAL & TILT GARAGE DOOR OPENER

MYQ & BATTERY BACKUP CAPABLE

### KEY FEATURES

#### POWERFUL LED LIGHTING

Illuminate your garage corner-to-corner.

#### MYQ CAPABLE

Opener is myQ capable for sectional doors with an additional purchase of Safety IR Beams & myQ Gateway.<sup>1</sup>

#### BATTERY BACKUP COMPATIBLE

Opener is Battery Backup compatible with additional purchase of Battery Backup accessory.<sup>2</sup>



Compliant to Australian and New Zealand Standard AS/NZS 60335-2-95

### SMART



**MYQ CAPABLE TECHNOLOGY** lets users create schedules, monitor, receive alerts and control the garage door opener away from home.<sup>1</sup>



**SOFT-START AND SOFT-STOP** for smooth operation.

### QUIET & RELIABLE



**7-YEAR WARRANTY**



**QUIET DC MOTOR** eliminates noise and vibrations through the ceiling and provide smooth operation.



**BATTERY BACKUP** ensures access even when the power is out.<sup>2</sup>



**HEAVY-LIFTING POWER** operates doors up to 150 kgs.

### SAFE & SECURE



**SECURITY+ 2.0<sup>®</sup>** sends a new code with every remote click.



**PREMIUM AUTOMATIC SAFETY REVERSE** function will allow your garage door to stop and reverse automatically if obstructed going down or stop going up.



**TIMER-TO-CLOSE** automatically closes the door after a pre-set amount of time.<sup>3</sup>



**IMPROVED TRANSMITTER RANGE** has up to 18% better range meaning you can start opening your garage door sooner.<sup>4</sup>



**AUTOMATIC FORCE SENSING** monitors and adjusts the force needed to open your garage with each operation.



**MANUAL RELEASE CORD** allows you to open your garage door whenever needed.

### ACCESSORIES INCLUDED



#### FOUR BUTTON REMOTE CONTROLS

Premium remotes to control up to 4 garage doors or gates. Each button can be programmed to Security+ and Security+ 2.0 devices.

E970M



#### FOUR BUTTON WIRELESS WALL MOUNT REMOTE CONTROL

4 button wall remote to control garage doors, gates and myQ Remote LED Light. Easily programmed to Security+ and Security+ 2.0 devices.

E148M

### POWERFUL ADD-ONS



#### MYQ CONNECTIVITY BUNDLE

Add monitoring and control away from home. Includes myQ Gateway and The Protector System™ (Safety IR Beams).

M828AU77A



**MYQ REMOTE LED LIGHT** Ultra-bright LED light designed to illuminate your garage or workspace. Controlled by a garage door opener, remote control or myQ App.

827AU



#### BATTERY BACKUP

Get in and out when the power's out with Battery Backup.

M-88B24V



#### WIRELESS SECURITY KEYPAD

Convenient and safe access to your garage without using a remote control or key.

E840M



#### FOUR BUTTON CAR VISOR REMOTE CONTROL

Easily attaches to your car visor to control up to 4 garage doors or gates. Can be programmed to Security+ and Security+ 2.0 devices.

E964M

[gomerlin.com.au](http://gomerlin.com.au)

<sup>1</sup>Additional purchase of Merlin myQ Gateway and Safety IR Beams accessories required to enable myQ functionality myQ will only work with Sectional Garage Doors. Visit [gomerlin.com.au](http://gomerlin.com.au) for further information. <sup>2</sup>Additional purchase of Merlin Battery Backup accessory required to enable Battery Backup functionality. Visit [gomerlin.com.au](http://gomerlin.com.au) for further information. <sup>3</sup>Safety IR Beams must be installed to enable the use of Timer-to-Close. See User Guide for additional information. Smartphone not included. <sup>4</sup>When compared to other available Merlin products.

# Commander Elite

AUSTRALIA'S FAVOURITE SECTIONAL DOOR OPENER  
MS105MYQ



RESIDENTIAL SECTIONAL & TILT GARAGE DOOR OPENER  
MYQ & BATTERY BACKUP CAPABLE

## Works with myQ<sup>2</sup> smart technology

Additional purchase of  
The myQ Connectivity Kit  
is required



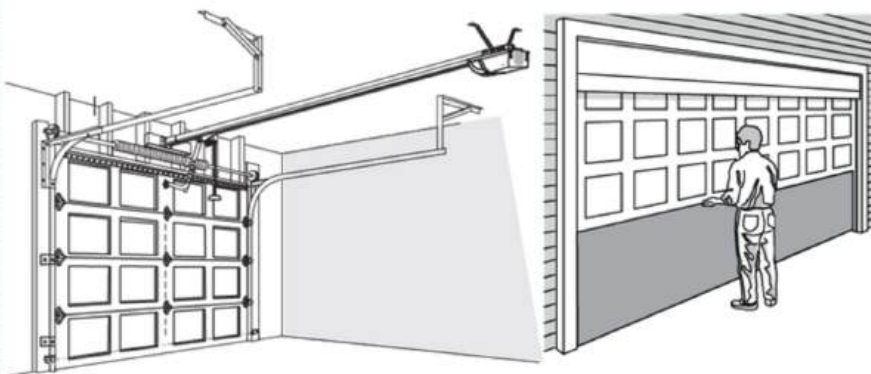
### FOR SECTIONAL DOORS

- Set real time notifications to alert you when your garage door opens, closes or is left open.
- Monitor and control your garage door from anywhere.
- Share limited guest access with five people you trust.
- Pre-set scheduling to close your garage door at a certain time.
- Protect your loved ones and belongings with The Protector System™ (Safety IR Beams).
- Peace of mind knowing if your garage door is open or closed anywhere and any time.

APP AVAILABLE ON:



## TYPICAL INSTALLATION - SECTIONAL DOORS



- Maximum lifting under spring tensions 20 kg
- Suitable for steel and timber spring balanced doors
- Door height: 3.5m Door width: 5.7m Total door area: 20m<sup>2</sup>
- Single dwelling, max door weight up to 150 kg



DOOR  
SPEED

18  
SECONDS

22  
SECONDS

SECURITY



### SECURITY+ 2.0\*

- Encrypted rolling code across multiple frequencies.
- Security+ 2.0\* technology virtually eliminates interference.

SMART



### RADIO

- Provides 2-way communication from rolling door opener and accessories.
- Receiver with 64 memory registers.

ELECTRICAL



### LIGHTING: LED LIGHTING

- LED light turns on with activation.
- Turns off 2.5 minutes after operation.

## STANDARD SPECIFICATIONS

- Input voltage: 240V AC
- Rated door areas up to: 20m<sup>2</sup>
- Max door height: 3.5m
- Max door weight: 150 kg
- Max peak pulling force: 1000N
- Max lift under spring tension: 20 kg
- Power: 230-240 VAC 50hz 225w
- Radio frequency: 433.30, 433.92, 434.54 MHz with Security+ 2.0 technology
- Minimum headroom required: 30mm
- C-rail with belt drive
- 24C DV motor with thermal overload protection
- Compatible with myQ Technology<sup>2</sup>
- Lighting: LED Lighting
- Garage Door Opener Capacity of up to 64 memory registers

# Merlin<sup>®</sup>



## AUSTRALIA

Chamberlain Australia Pty Ltd  
PO Box 1446  
Lane Cove NSW 1595

[gomerlin.com.au](http://gomerlin.com.au)  
1800 638 234

Engineered and designed by The Chamberlain Group, Inc.  
©2021 The Chamberlain Group, Inc.™ Trademark of The Chamberlain Group, Inc.  
\* Registered Trademark of The Chamberlain Group, Inc.

<sup>1</sup>Based upon a 2.4m high door. <sup>2</sup>This feature requires monitored Safety IR Beams to be fitted. Linking your myQ account to partner may require an additional accessory purchase or subscription fee. Apple, the Apple logo, iPhone, and iPad are trademarks of Apple Inc., registered in the U.S. and other countries and regions. App Store is a service mark of Apple Inc. Google Play and the Google Play logo are trademarks of Google LLC.





## The most advanced accessories available.

### No power? No problem.

#### BATTERY BACKUP

M-BBU24V



PRICE: **\$199**

\*Installation fees may apply



Get in and out when the power is out with Battery Backup†. Keep your opener operating and your garage accessible at all times. Battery Backup powers the garage door opener (and safety features) as if the power was still on.



### Open, close, schedule and monitor your door with myQ®

provides extra safety with PE beams

#### MYQ CONNECTIVITY BUNDLE

M828AU774



PRICE: **\$329**

\*Installation fees may apply



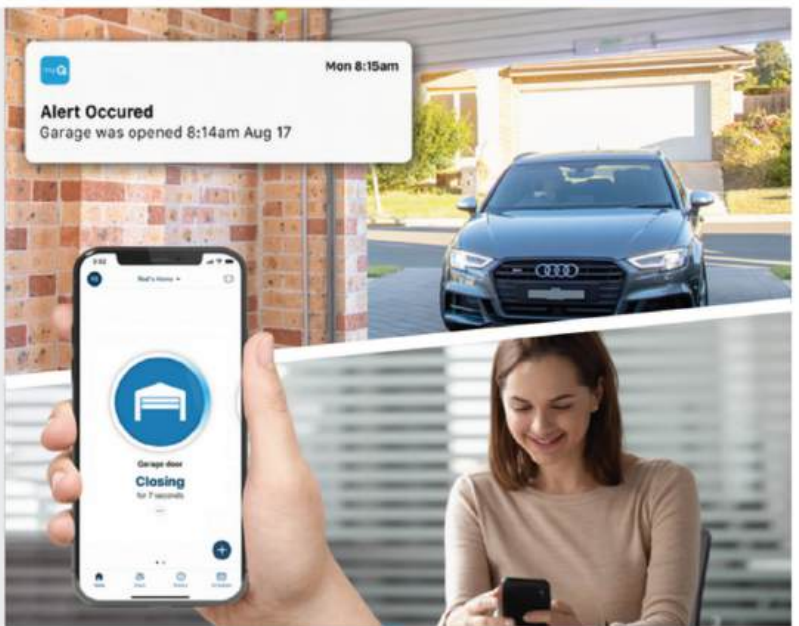
MYQ TECHNOLOGY



THE PROTECTOR SYSTEM™

Your home on command with myQ Connectivity Kit, your smart phone and the myQ App.

Stop the door from closing when the installed light beam (Safety IR Beam) is broken. Protecting your loved ones and belongings.



### Add extra lighting to your space.

#### MYQ REMOTE LED LIGHT

- with remote (valued at \$60)

827AU



PRICE: **\$110**

\*Installation fees may apply



MYQ TECHNOLOGY



MYQ REMOTE LED LIGHT

Ultra-bright LED light designed to illuminate your garage or workspace. Controlled by your Merlin Garage Door opener†, remote control or myQ App†\*. Easily attaches to a ceiling or wall. Supplied with 1.8m power lead. Multiple myQ Remote LED Lights can be added to your home.



\* Requires a myQ Gateway device and an active myQ account.

Only available on compatible models. Visit the Merlin website for details.

Battery Backup is compatible with Commander Extreme (MS125MYQ), Commander Elite (MS105MYQ) and SilentDrive Elite (MR855MYQ) models.

## FOUR-BUTTON REMOTE CONTROL

E970M



PRICE: **\$65**

\*Installation fees may apply



**DURABLE DESIGN**



**AUDIBLE CLICK**

- Audible click with each button press.
- Compatible with any Merlin garage door opener manufactured after 2009.
- Control up to 4 devices including Garage Door Openers, Gates and Merlin myQ Remote LED Light.



PRICE: **\$65**

\*Installation fees may apply

### FOUR BUTTON CAR VISOR REMOTE CONTROL

E964M

- Compatible with any Merlin garage door opener manufactured after 2009.
- Control up to 4 devices including Garage Door Openers, Gates and Merlin myQ Remote LED Light.
- Slimline design fits neatly onto your car visor (visor clip included).
- A green LED light flashes when a button is pressed



**DURABLE DESIGN**



**AUDIBLE CLICK**



PRICE: **\$65**

\*Installation fees may apply

### FOUR BUTTON WIRELESS WALL MOUNT CONTROL

E148M

- Compatible with any Merlin garage door opener manufactured after 2009.
- Control up to 4 devices including Garage Door Openers, Gates and Merlin myQ Remote LED Light.
- Simply attaches to garage wall for easy access.
- Battery powered, so no wiring required.



**EASY WIRELESS INSTALLATION**



**BIG BUTTON**



PRICE: **\$165**

\*Installation fees may apply

### WIRELESS SECURITY KEYPAD

E850M

- Convenient and safe access to open and close your gate without using a remote control or key.
- LED backlit keys.



**WEATHER RESISTANT**



**KEYLESS ENTRY VIA 4-DIGIT CODE**



PRICE: **\$120**

\*Installation fees may apply

### WIRELESS SECURITY KEYPAD

E840M

- Keyless entry via 4 digit code access.
- Set temporary codes for guests.
- Perfect for the family, trades people, or even just going for a walk.
- Compatible with Merlin Security+2.0 garage door openers.

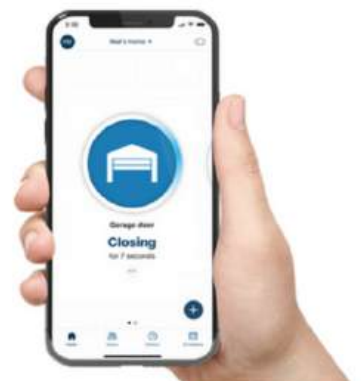


**EASY TO PROGRAM**



**KEYLESS ENTRY VIA 4-DIGIT CODE**

**easterngaragedoors®**





**Steel-Line**  
garage doors

*LUX Range*



**UniCote** | LUX



## Profile Options



Slimline



Flatline



Glacier



## Timbers of the World Series

The UniCote® LUX - Timbers of the World Series draws inspiration from all over the globe to bring the beautiful natural look of timber to your front door.

Drawing inspiration from around the world, UniCote® LUX offers a range of timber finishes to suit your next project. With the strength of steel, UniCote® LUX products are manufactured and tested to meet all weather conditions to offer you a long lasting product and peace of mind.

UniCote® LUX paint systems are proven to provide resistance to chipping, peeling or cracking, offering excellent colour and gloss retention. UniCote® LUX doors are made from 0.7 G300 substrate which is durable, non combustible and meets Australian standards: AS/NZS 1365:1996 1, AS 1307:2011 and ISO 9001:2015.



## Colour Options



Gympie Messmate



Ashwood



Brazilian Walnut



Western Red Cedar



Kapur



African Blackwood

### NOTE:

Ashwood has a smooth finish whilst other "Timbers of the World" series have a slightly textured finish. Please see product samples.

### Architectural Series



Silver Quartz



Pentagon



Metal Stone



Dark Metal Stone



Zinc Graphite



Weathered Iron



Saffiano



Spectrum

### Timbers of the World Series



Ashwood



Brazilian Walnut



Western Red Cedar



Kapur



Gympie Messmate



African Blackwood

**easterngaragedoors**<sup>®</sup>

**sales ● service ● repairs**  
remote control garage door openers

**9812 3062**

[sales@easterngaragedoors.com.au](mailto:sales@easterngaragedoors.com.au)

[www.easterngaragedoors.com.au](http://www.easterngaragedoors.com.au)



**Merlin**<sup>®</sup>  
the automatic choice